

# CERTIFIED AUDIENCE STATEMENT

# GRAPHICS|PRO|EXPO

Irving, TX • March 7-9, 2024

**ABOUT THIS REPORT**

This certified statement details activities specific to **GRAPHICS PRO EXPO** and is based on current data collected from those registering on [www.graphics-pro-expo.com](http://www.graphics-pro-expo.com) and on-site. Data is available to all participating exhibitors and is certified after each event in accordance with standard reporting protocols.

All demographic and historical data is verified and maintained in accordance with the guidelines set to uphold data integrity in collection, analysis and reporting.

**Registrant:** A buyer/attendee; includes exhibitor personnel who registered for the show.

**Verified:** A buyer/attendee; includes exhibitor personnel who attended the show.

**Exhibitor:** Exhibiting company is a paid vendor.

**ABOUT**

For producers in the business: **GRAPHICS PRO EXPO** combines three synergistic markets of graphics professionals, entrepreneurs, suppliers and distributors and is a business-to-business trade show for the following disciplines: sign making, digital printing, screen printing, embroidery, apparel decorating, sublimation, awards, engraving, specialty graphics, custom gifts and everything personalized. Media sponsor for the event is **GRAPHICS PRO** magazine.

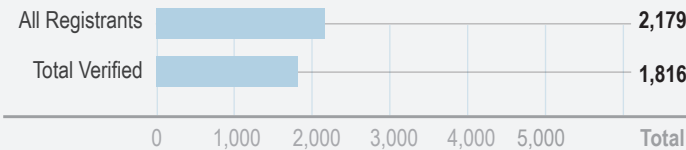
**CONTACT US**

GRAPHICS PRO EXPO  
P.O. Box 271  
Lincolnshire, IL  
[GRAPHICS-PRO-EXPO.com](http://GRAPHICS-PRO-EXPO.com)  
Cahaba Media Group

## Registrant Details

**2,179** Total Registrants

### Certified Registrants



Number of Exhibiting Companies	64
Total Registrant to Exhibiting Company Ratio	34:1
Verified Registrant to Exhibiting Company Ratio	28:1

#### All Registrants

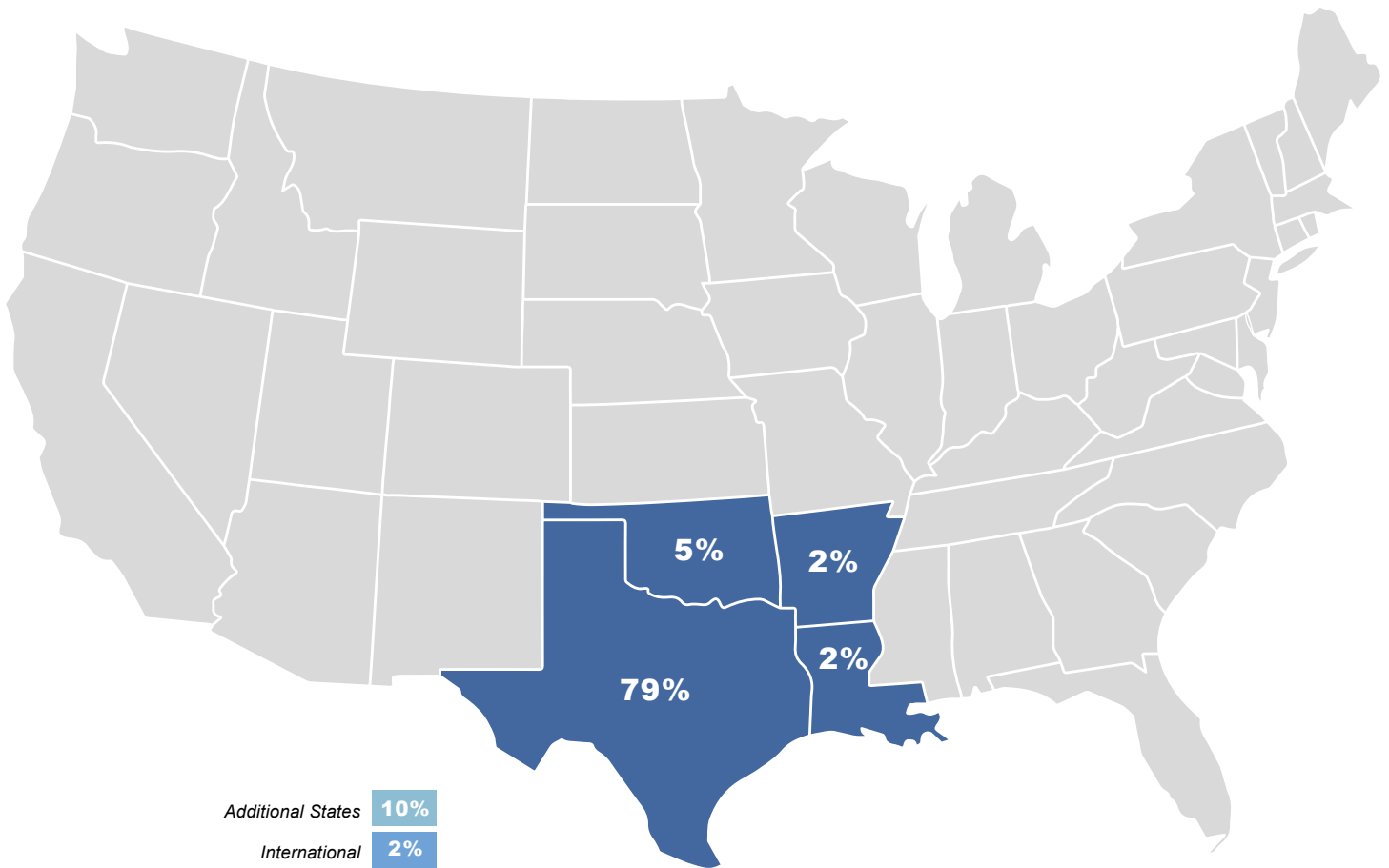
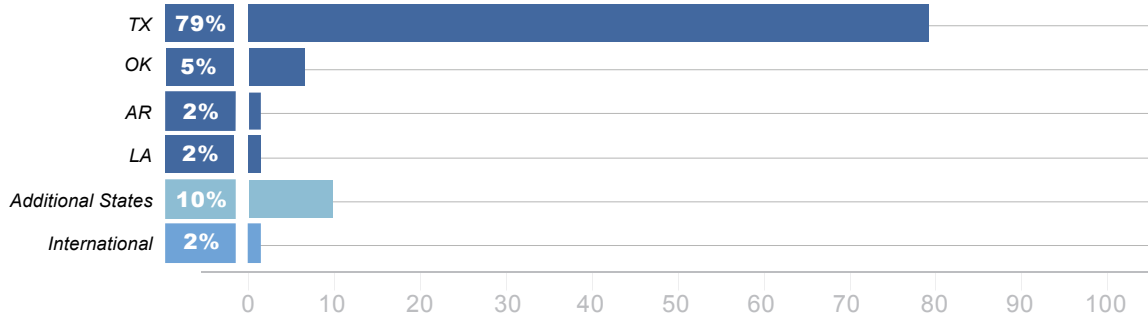
Attendee	1,695
Exhibitor	403
Guest & Other	81
<b>Total</b>	<b>2,179</b>

#### Verified Registrants

Attendee	1,399
Exhibitor	337
Guest & Other	80
<b>Total</b>	<b>1,816</b>

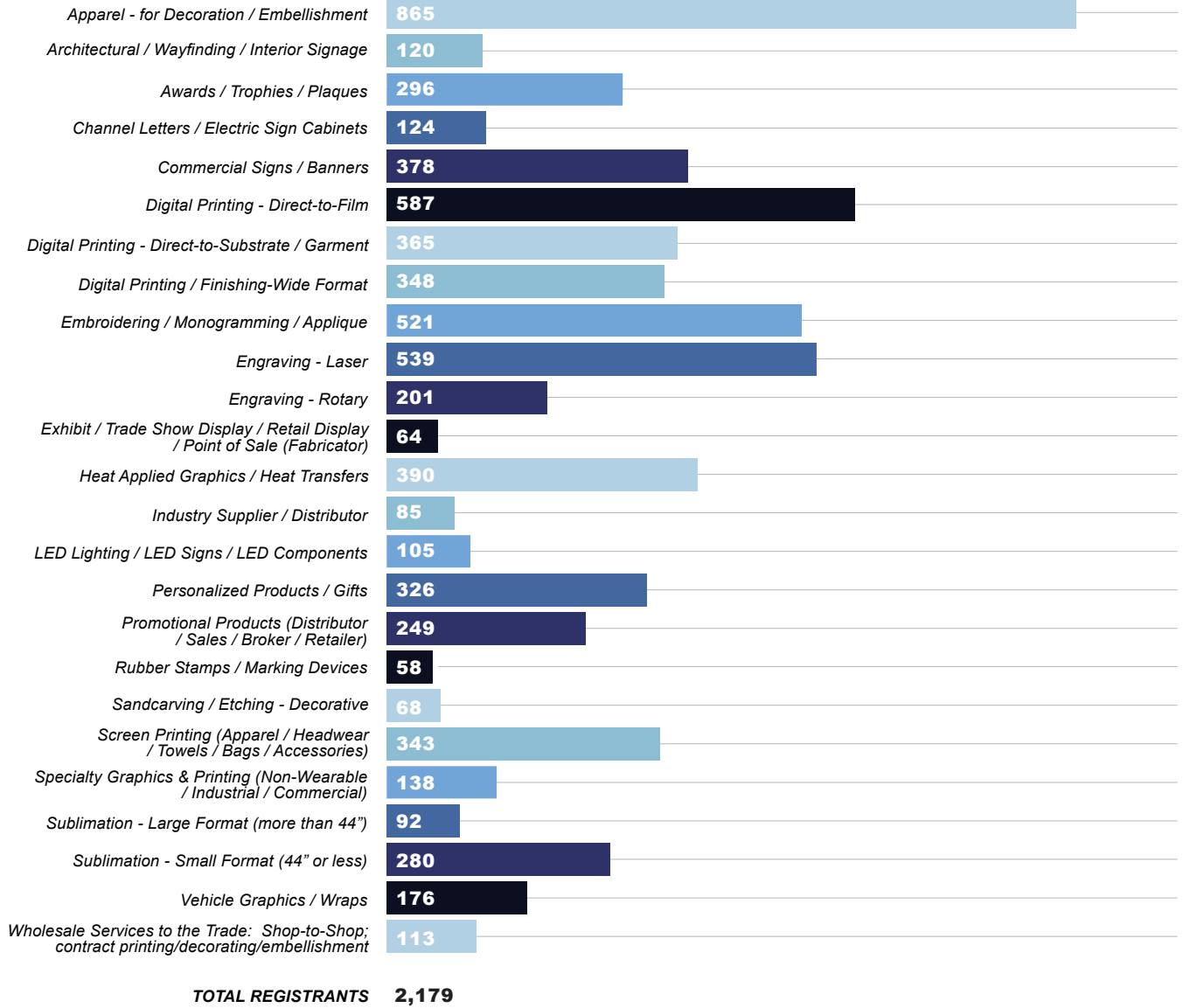
## Geographic Marketing Area And Registration Breakdown

Concentration of major metropolitan and surrounding areas in these states: TX, OK, AR, LA

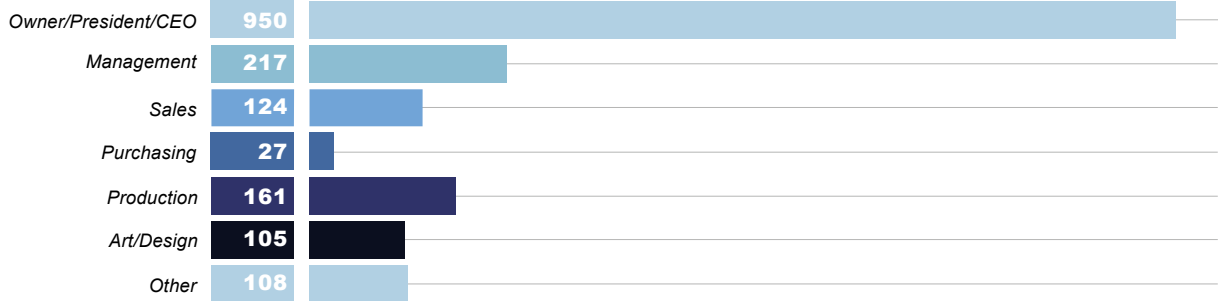


**Areas of Activity**


\*Registrants may check all that apply; responses may equal more than 100%



## Function



## Number of Employees



DATE: **APRIL 2024**

*I certify that this information is correct and complete.*

**Matthew Conroy**  
PRESIDENT & CEO